

FORESIGHT ANALYTICS REPORT
GLOBAL REAL ESTATE INVESTMENT TRUST
Australian Unity A-REIT Fund

31.07.2022

© FORESIGHT ANALYTICS 2022



Foresight Analytics
•••• Unlocking your evidence based advantage

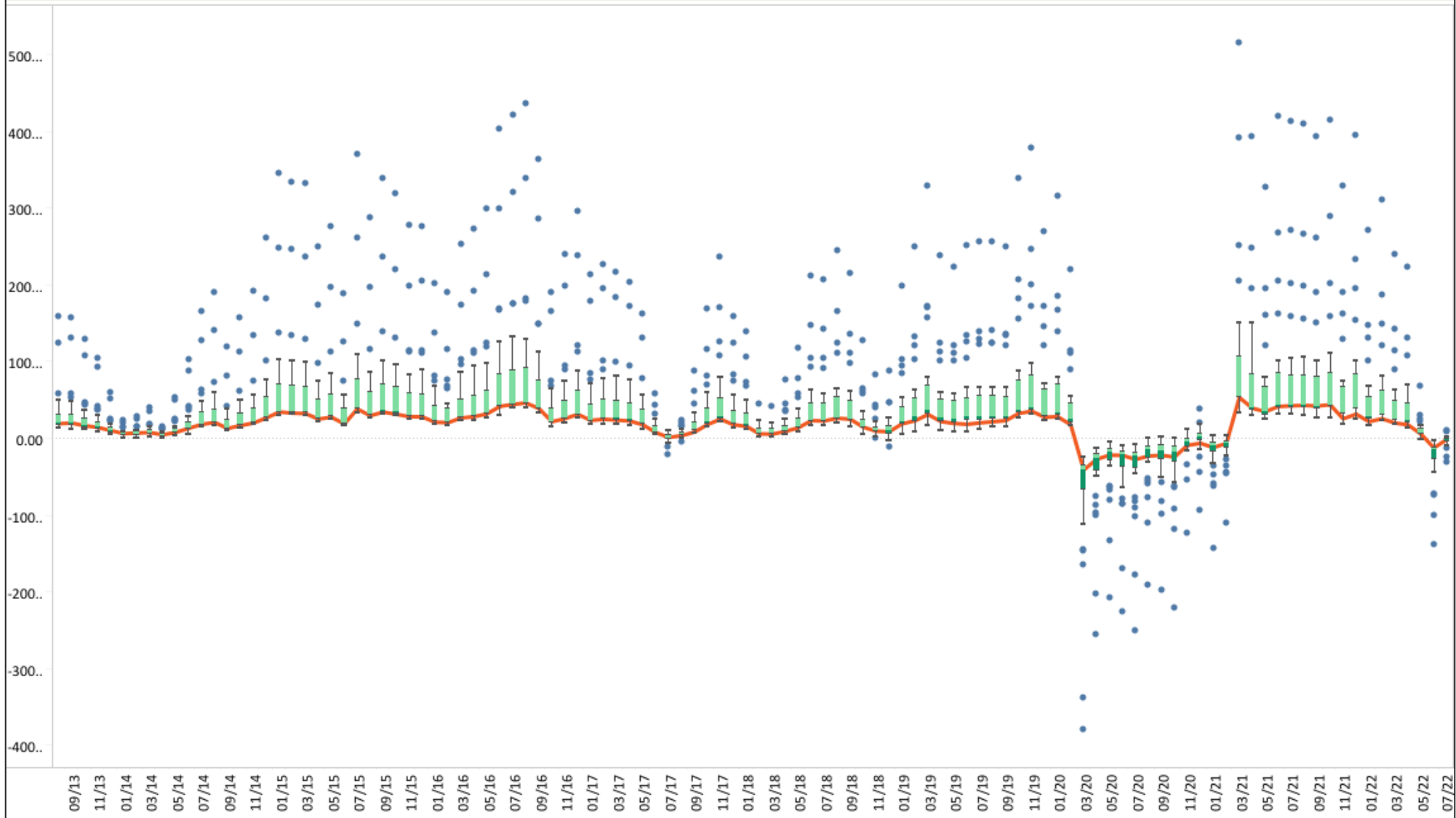
Custom Peer Insights

Australian Real Estate Investment Trusts

AUD - 31.07.2022

Rolling Return of Australian Unity A-REIT Fund vs Peers (12 month window, computed monthly)

Peers are institutional funds that are available for sale in Australia. Benchmark used is S&P/ASX 300 A-REIT TR index. Returns are gross of fees.



Statistics
Return

Highlighted Fund
Australian Unity A-REIT Fund

Rolling Annualised Excess Returns of Australian Unity A-REIT Fund vs Peers (12 month window, computed monthly, AUD)

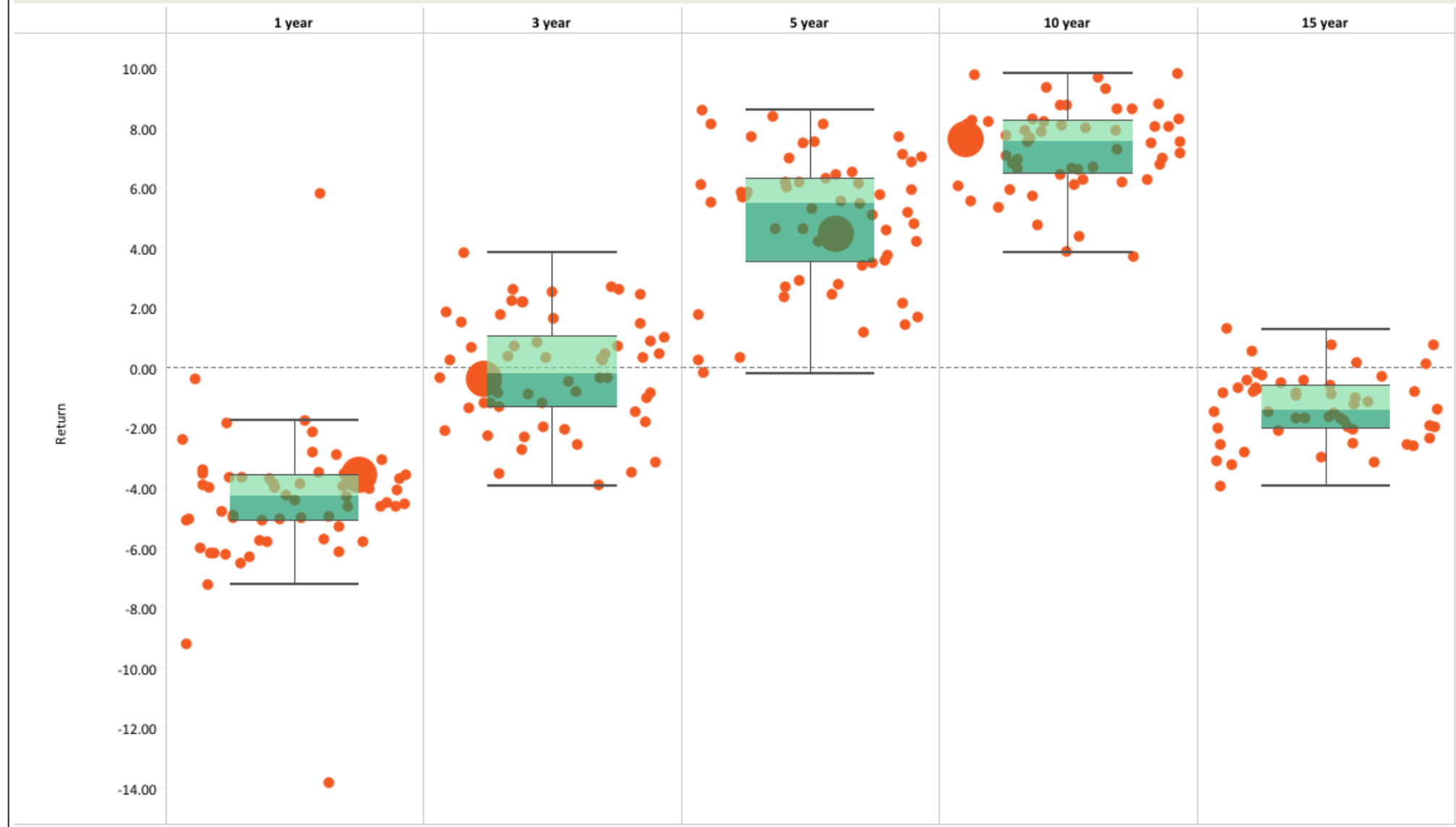
Peers are Australian funds that are available for sale. Benchmark used is S&P/ASX 300 A-REIT TR index. Returns are gross of fees. Returns are gross of fees.



Highlighted Fund
Australian Unity A-REIT Fund

Return of Australian Unity A-REIT Fund vs Peers

Peers are Australian funds that are available for sale. Benchmark used is S&P/ASX 300 A-REIT TR index. Returns are gross of fees.



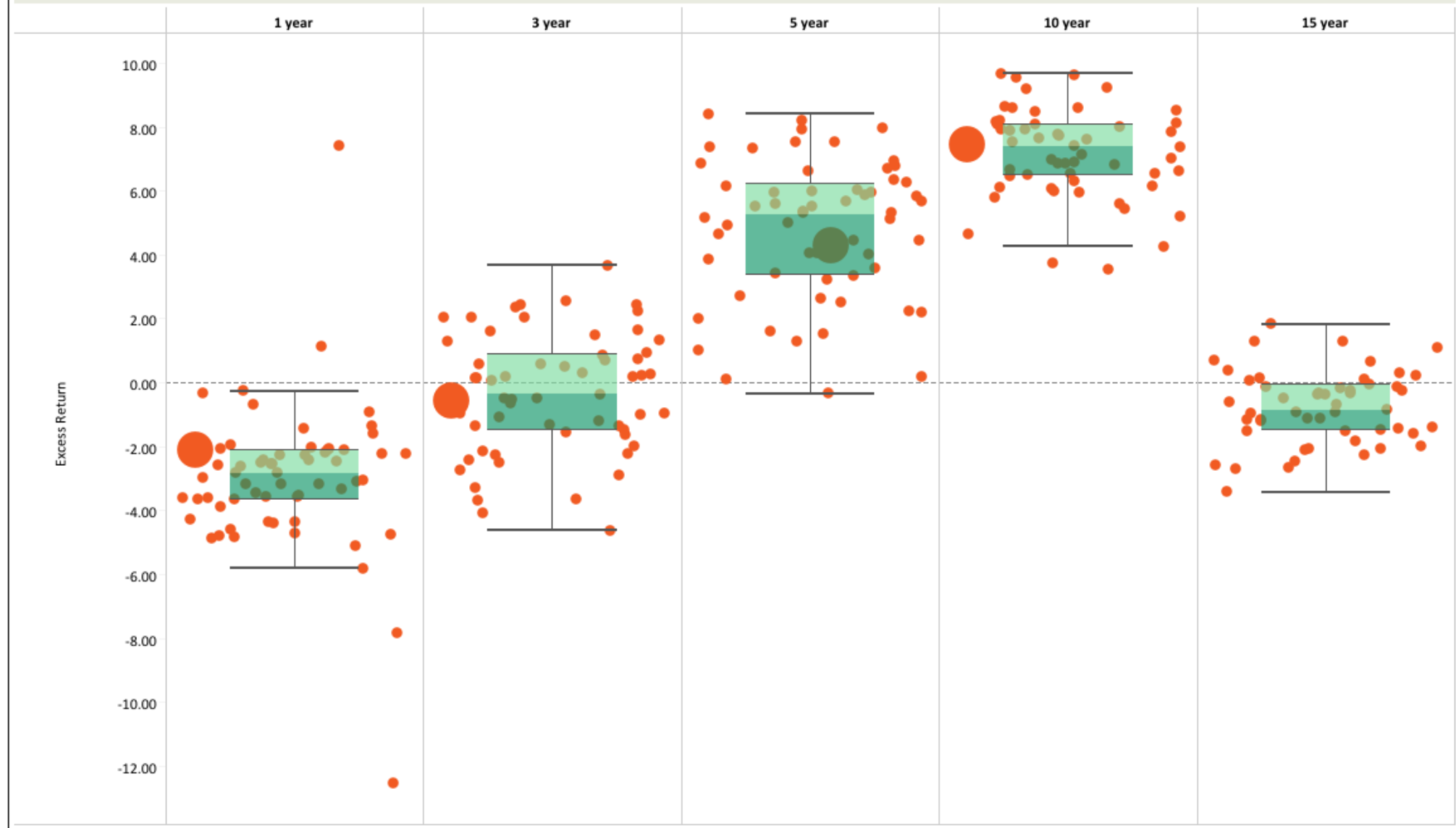
Statistics1
Return

Measurement Period
All

Highlighted Fund
Australian Unity A-REIT Fund

Excess Return of Australian Unity A-REIT Fund vs Peers

Peers are Australian funds that are available for sale. Benchmark used is S&P/ASX 300 A-REIT TR index. Returns are gross of fees.



Statistics1

Excess Return

Measurement Period

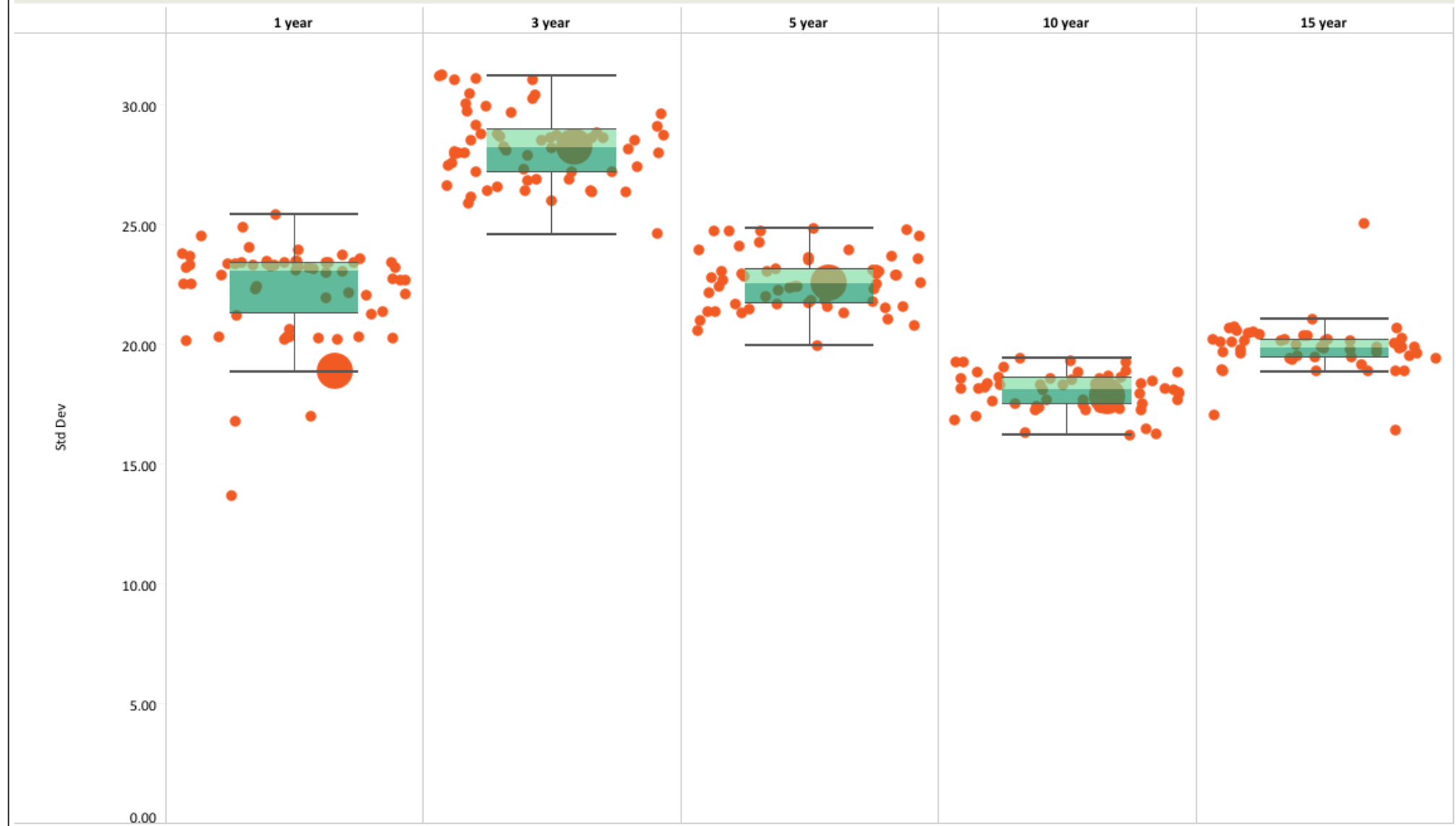
All

Highlighted Fund

Australian Unity A-REIT Fund

Std Dev of Australian Unity A-REIT Fund vs Peers

Peers are Australian funds that are available for sale. Benchmark used is S&P/ASX 300 A-REIT TR index. Returns are gross of fees.



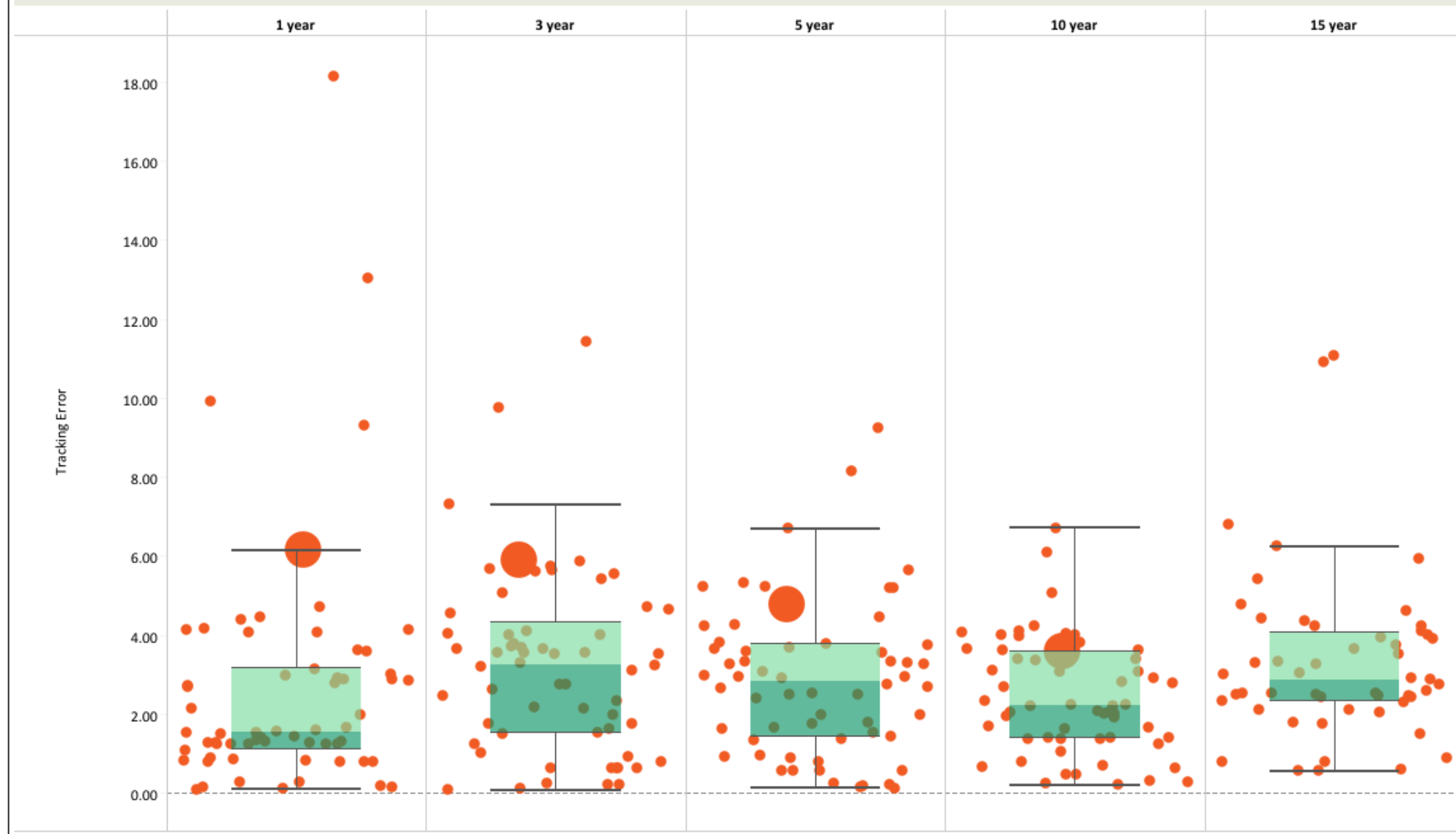
Statistics1
Std Dev

Measurement Period
All

Highlighted Fund
Australian Unity A-REIT Fund

Tracking Error of Australian Unity A-REIT Fund vs Peers

Peers are Australian funds that are available for sale. Benchmark used is S&P/ASX 300 A-REIT TR index. Returns are gross of fees.




Statistics1
Tracking Error

Measurement Period
All

Highlighted Fund
Australian Unity A-REIT Fund

Information Ratio of Australian Unity A-REIT Fund vs Peers

Peers are Australian funds that are available for sale. Benchmark used is S&P/ASX 300 A-REIT TR index. Returns are gross of fees.



Statistics1

Information Ratio

Measurement Period


All

Highlighted Fund

Australian Unity A-REIT Fund

Sharpe Ratio of Australian Unity A-REIT Fund vs Peers

Peers are Australian funds that are available for sale. Benchmark used is S&P/ASX 300 A-REIT TR index. Returns are gross of fees.




Statistics1
Sharpe Ratio

Measurement Period
All

Highlighted Fund
Australian Unity A-REIT Fund

Beta of Australian Unity A-REIT Fund vs Peers

Peers are Australian funds that are available for sale. Benchmark used is S&P/ASX 300 A-REIT TR index. Returns are gross of fees.



Statistics1

Beta

Measurement Period

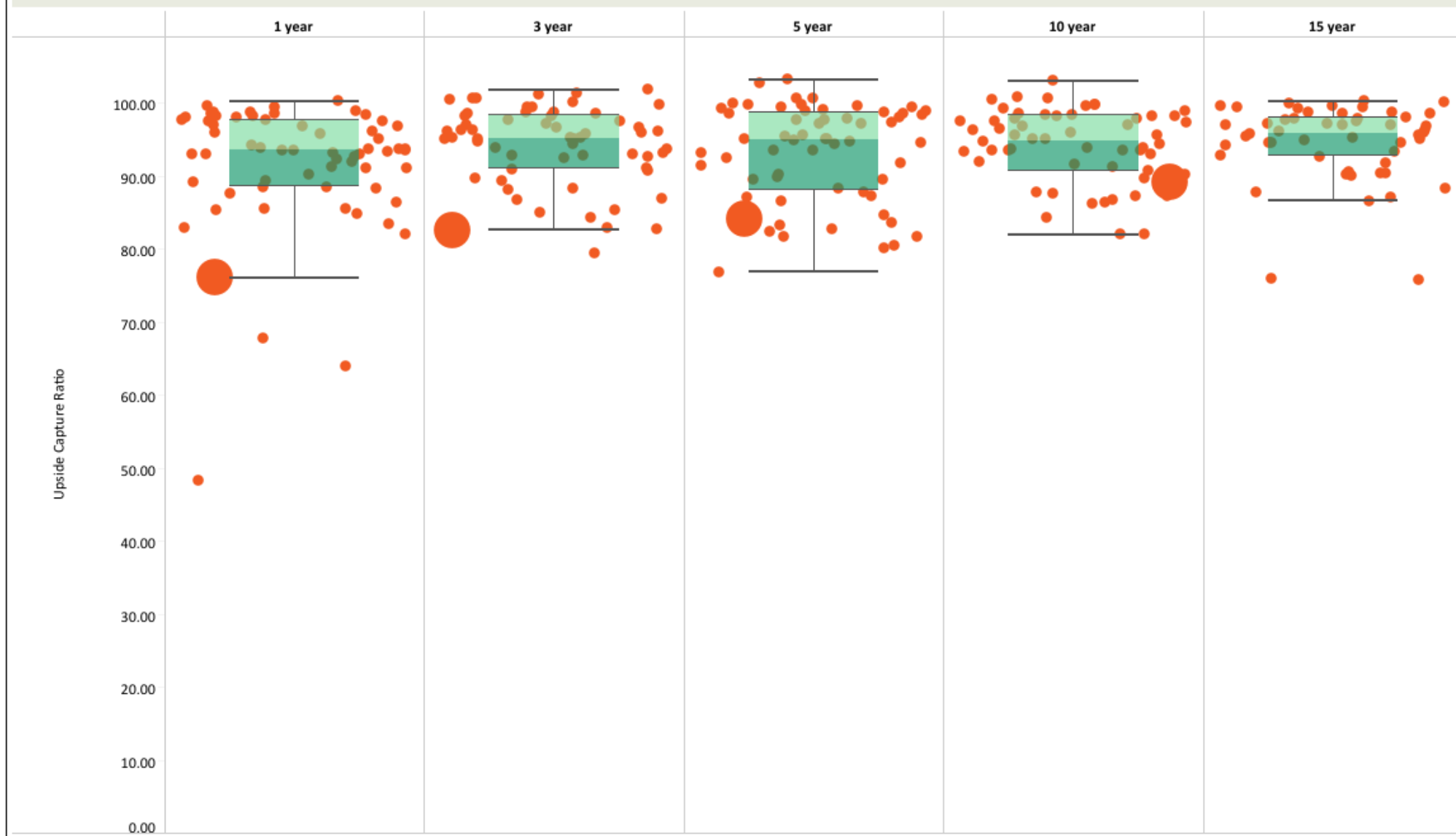
All

Highlighted Fund

Australian Unity A-REIT Fund

Upside Capture Ratio of Australian Unity A-REIT Fund vs Peers

Peers are Australian funds that are available for sale. Benchmark used is S&P/ASX 300 A-REIT TR index. Returns are gross of fees.




Statistics1
Upside Capture Ratio

Measurement Period
All

Highlighted Fund
Australian Unity A-REIT Fund

Downside Capture Ratio of Australian Unity A-REIT Fund vs Peers

Peers are Australian funds that are available for sale. Benchmark used is S&P/ASX 300 A-REIT TR index. Returns are gross of fees.



Statistics1

Downside Capture Ratio

Measurement Period

All

Highlighted Fund

Australian Unity A-REIT Fund

About Foresight Analytics™

Foresight Analytics™ is a leading provider of quantitative investment research, analytics and consulting solutions to global investors, fund buyers and fund sellers. Using its innovative 360-degree framework and cloud-based technology, Foresight Analytics provides insight-based analytical and industry intelligence solutions to leading investment management companies, superannuation funds, third-party product distributors, family offices and endowment funds.

The material contained in this document is for general information purposes only. It is not intended as an offer or a solicitation for the purchase and/or sale of any security, derivative, index, or financial instrument, nor is it an advice or a recommendation to enter into any transaction. No allowance has been made for transaction costs or management fees, which would reduce investment performance. Actual results may differ from reported performance. Past performance is no guarantee for future performance.

This material is based on information that is considered to be reliable, but Foresight Analytics™ make this information available on an “as is” basis without a duty to update, make warranties, express or implied, regarding the accuracy of the information contained herein. The information contained in this material should not be acted upon without obtaining advice from a licensed professional. Errors may exist in data acquired from third party vendors, the construction of model portfolios, and in coding related to statistical tests.

Disclaimer

Foresight Analytics™ disclaims any and all express or implied warranties, including, but not limited to, any warranties of merchantability, suitability or fitness for a particular purpose or use. This communication reflects our analysts' opinions as of the date of this communication and will not necessarily be updated as views or information change. All opinions expressed herein are subject to change without notice.