

**FORESIGHT ANALYTICS REPORT**  
**GLOBAL REAL ESTATE INVESTMENT TRUST**  
**Fiducian Property Securities**

31.07.2022

© FORESIGHT ANALYTICS 2022

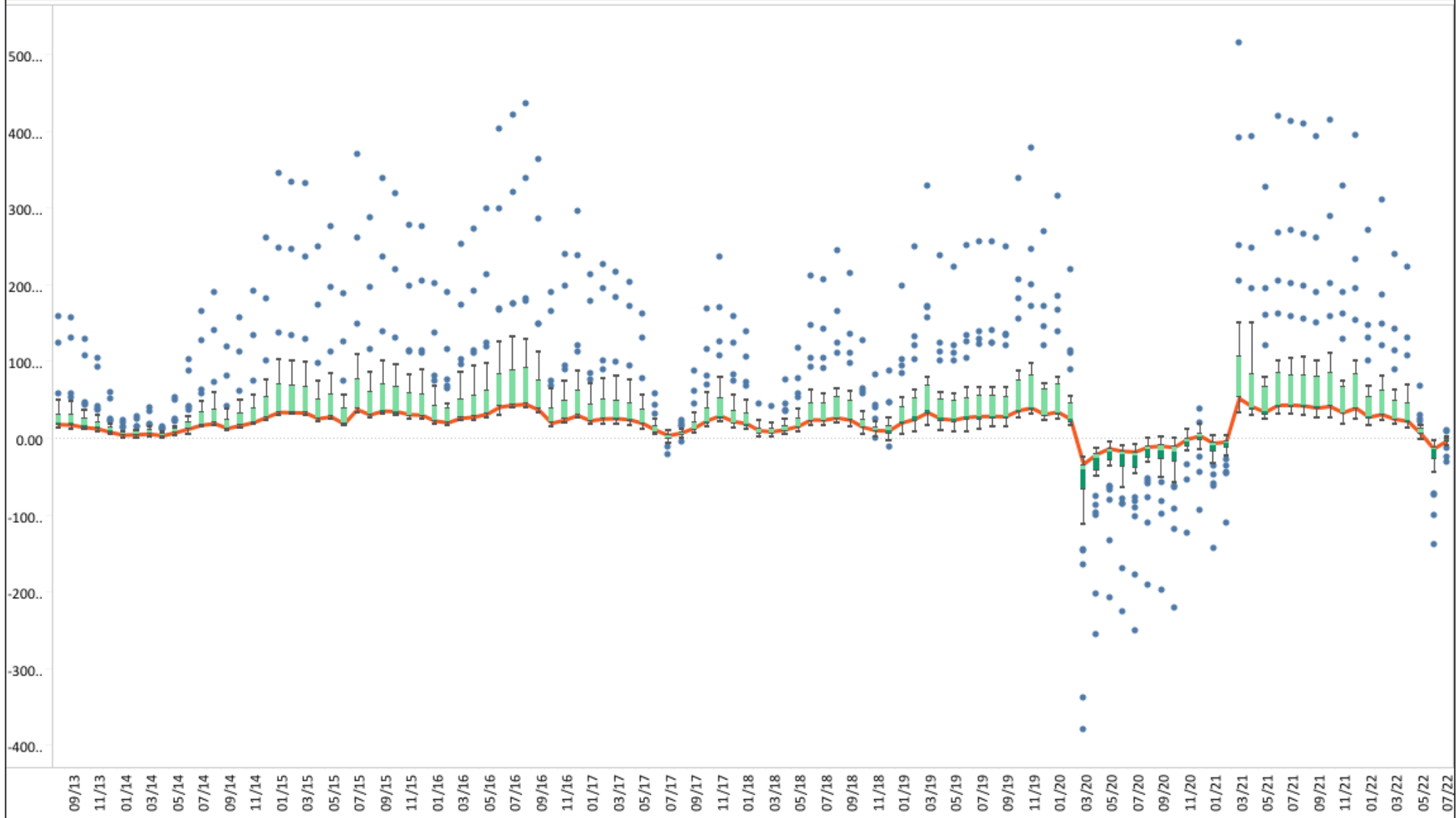
# Custom Peer Insights

*Australian Real Estate Investment Trusts*

*AUD - 31.07.2022*

# Rolling Return of Fiducian Property Securities vs Peers (12 month window, computed monthly)

Peers are institutional funds that are available for sale in Australia. Benchmark used is S&P/ASX 300 A-REIT TR index. Returns are gross of fees.

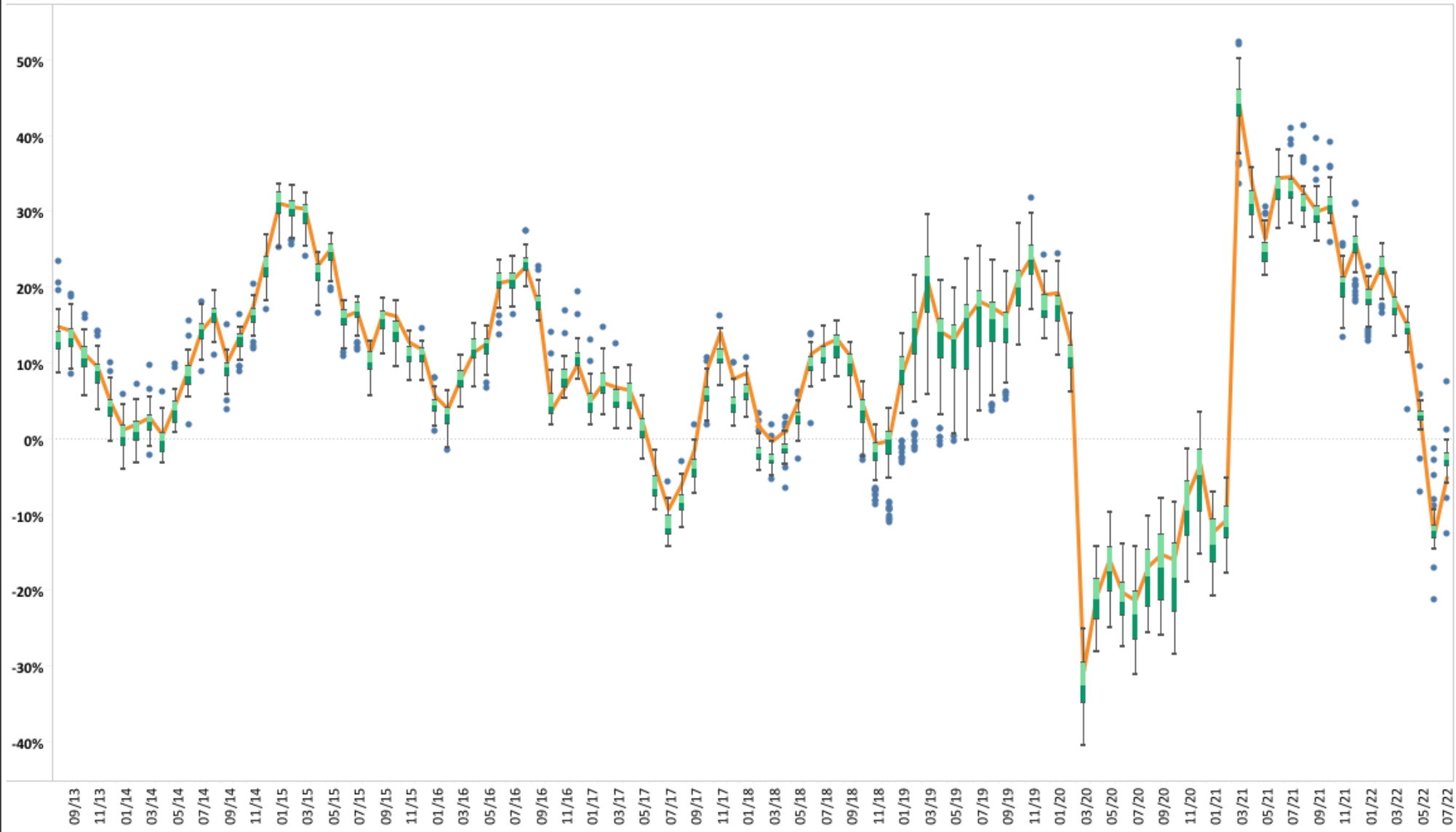


**Statistics**  
Return

**Highlighted Fund**  
Fiducian Property Securities

# Rolling Annualised Excess Returns of Fiducian Property Securities vs Peers (12 month window, computed monthly, AUD)

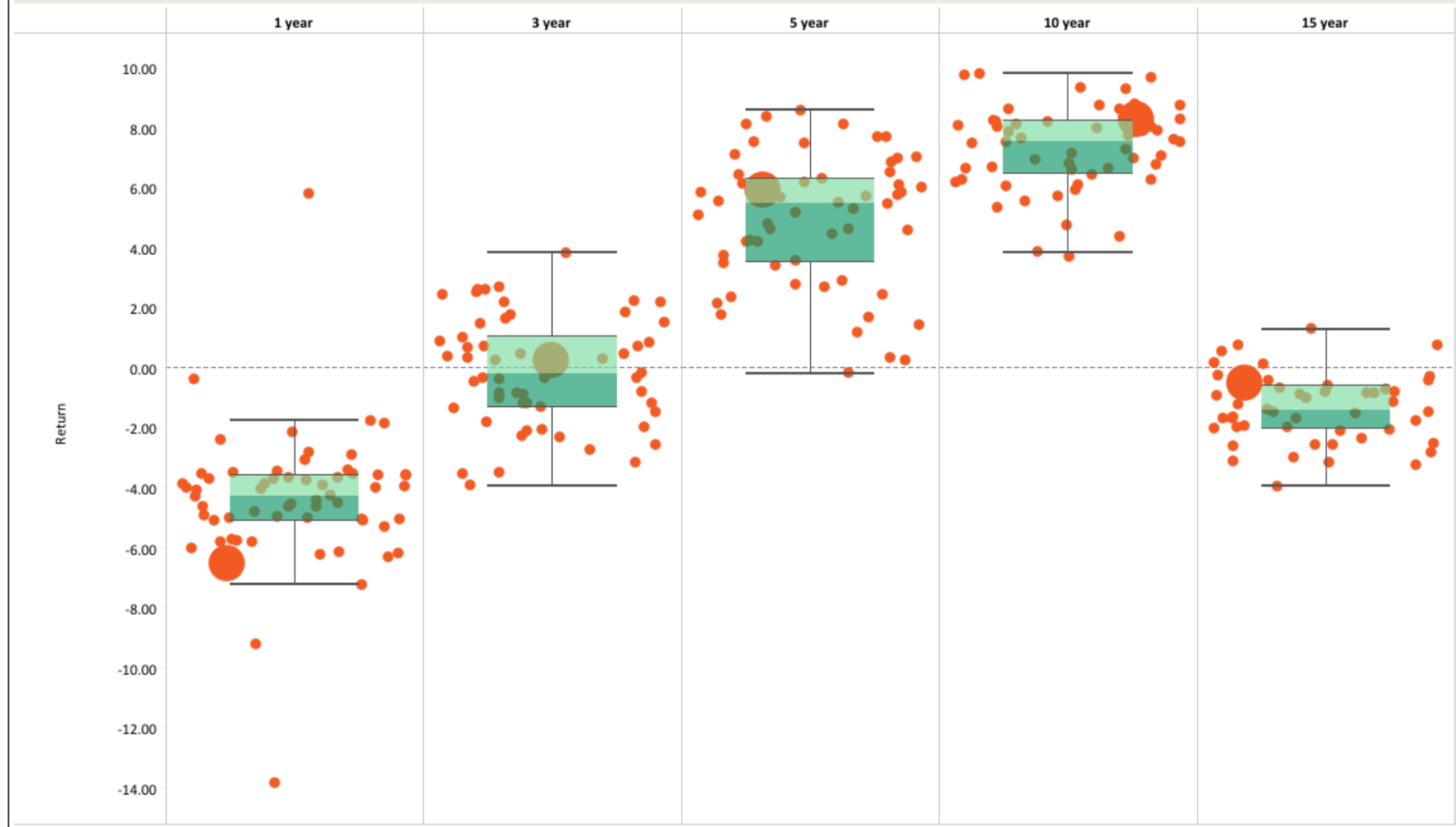
Peers are Australian funds that are available for sale. Benchmark used is S&P/ASX 300 A-REIT TR index. Returns are gross of fees. Returns are gross of fees.



**Highlighted Fund**  
Fiducian Property Securities

# Return of Fiducian Property Securities vs Peers

Peers are Australian funds that are available for sale. Benchmark used is S&P/ASX 300 A-REIT TR index. Returns are gross of fees.




Statistics1  
Return

Measurement Period  
All

Highlighted Fund  
Fiducian Property Securities

# Excess Return of Fiducian Property Securities vs Peers

Peers are Australian funds that are available for sale. Benchmark used is S&P/ASX 300 A-REIT TR index. Returns are gross of fees.



### Statistics1

Excess Return

### Measurement Period

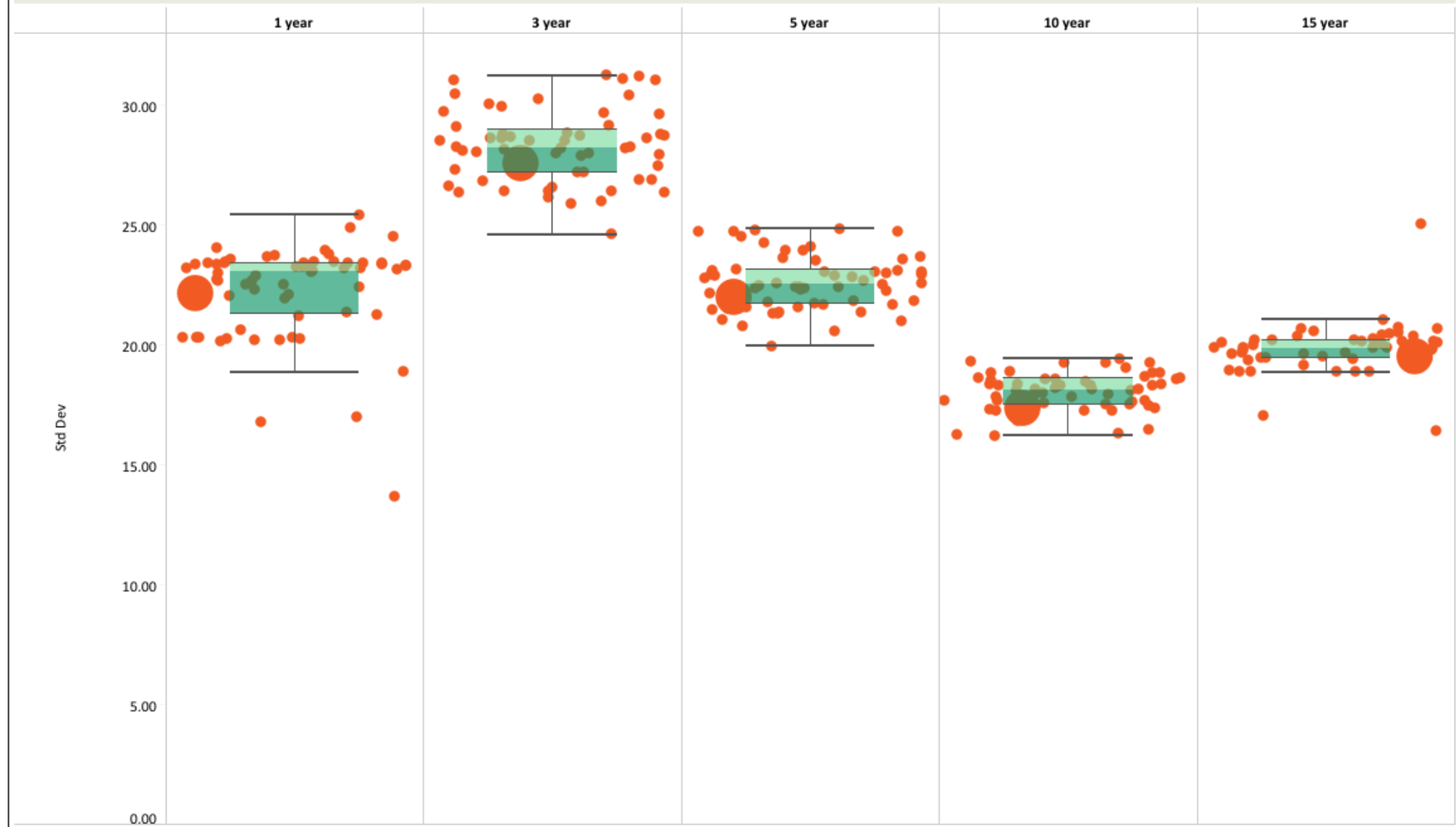
All

### Highlighted Fund

Fiducian Property Securities

# Std Dev of Fiducian Property Securities vs Peers

Peers are Australian funds that are available for sale. Benchmark used is S&P/ASX 300 A-REIT TR index. Returns are gross of fees.



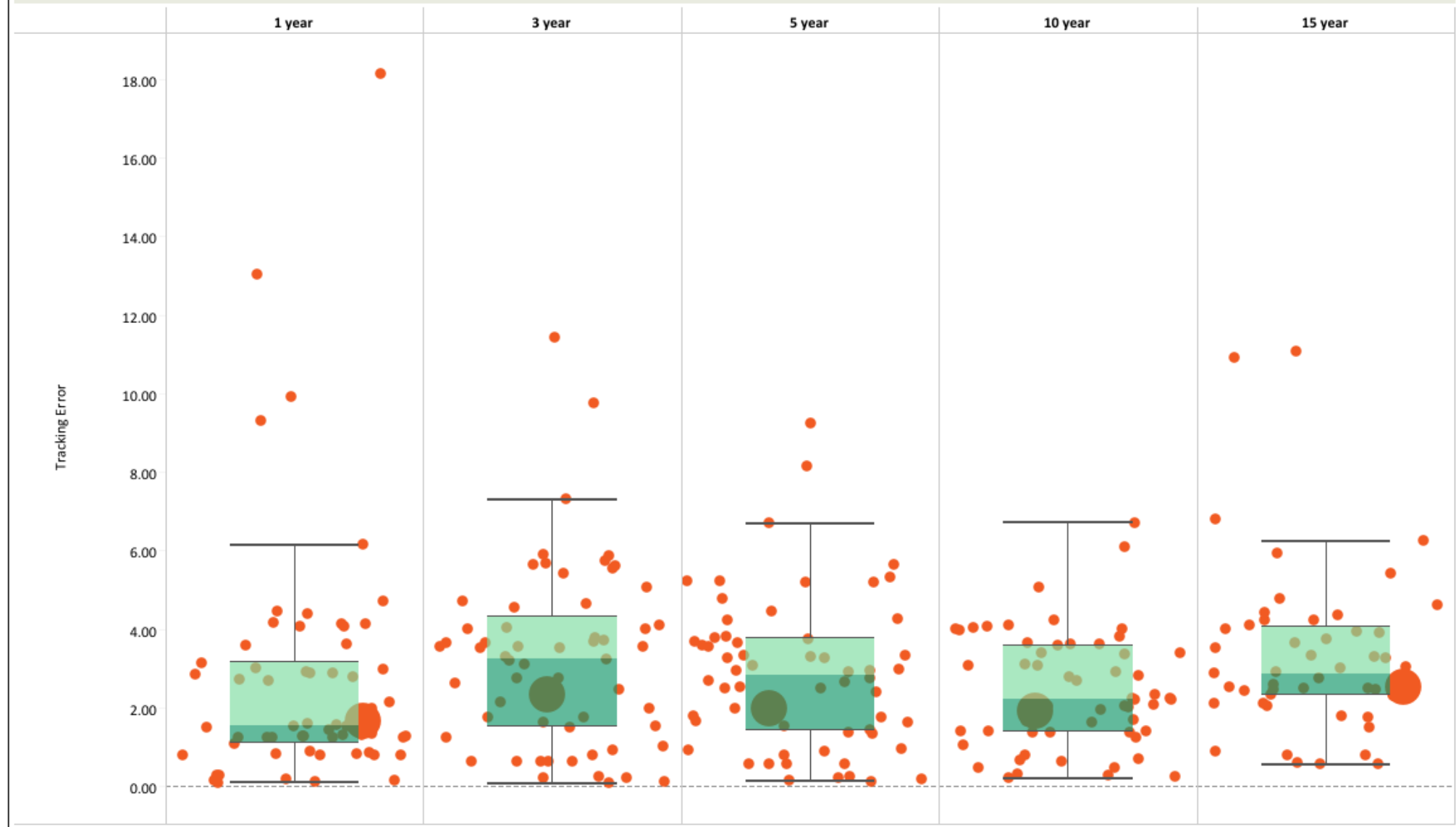
Statistics1  
Std Dev

Measurement Period  
All

Highlighted Fund  
Fiducian Property Securities

# Tracking Error of Fiducian Property Securities vs Peers

Peers are Australian funds that are available for sale. Benchmark used is S&P/ASX 300 A-REIT TR index. Returns are gross of fees.



Statistics1  
Tracking Error


Measurement Period  
All

Highlighted Fund  
Fiducian Property Securities



# Information Ratio of Fiducian Property Securities vs Peers

Peers are Australian funds that are available for sale. Benchmark used is S&P/ASX 300 A-REIT TR index. Returns are gross of fees.



Statistics1

Information Ratio

Measurement Period

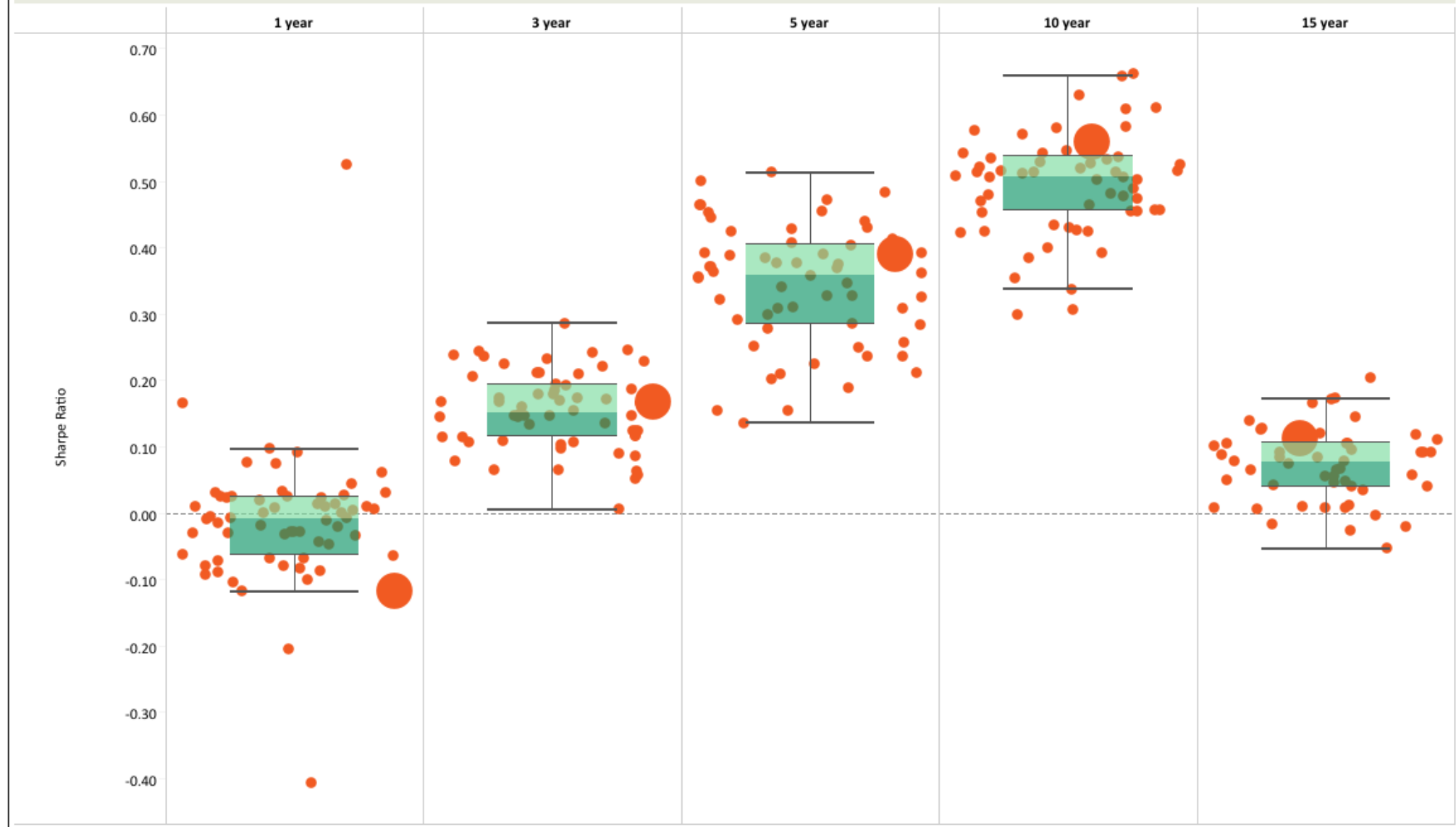
All

Highlighted Fund

Fiducian Property Securities

# Sharpe Ratio of Fiducian Property Securities vs Peers

Peers are Australian funds that are available for sale. Benchmark used is S&P/ASX 300 A-REIT TR index. Returns are gross of fees.




Statistics1  
Sharpe Ratio

Measurement Period  
All

Highlighted Fund  
Fiducian Property Securities

## Beta of Fiducian Property Securities vs Peers

Peers are Australian funds that are available for sale. Benchmark used is S&P/ASX 300 A-REIT TR index. Returns are gross of fees.



Statistics1

Beta

Measurement Period

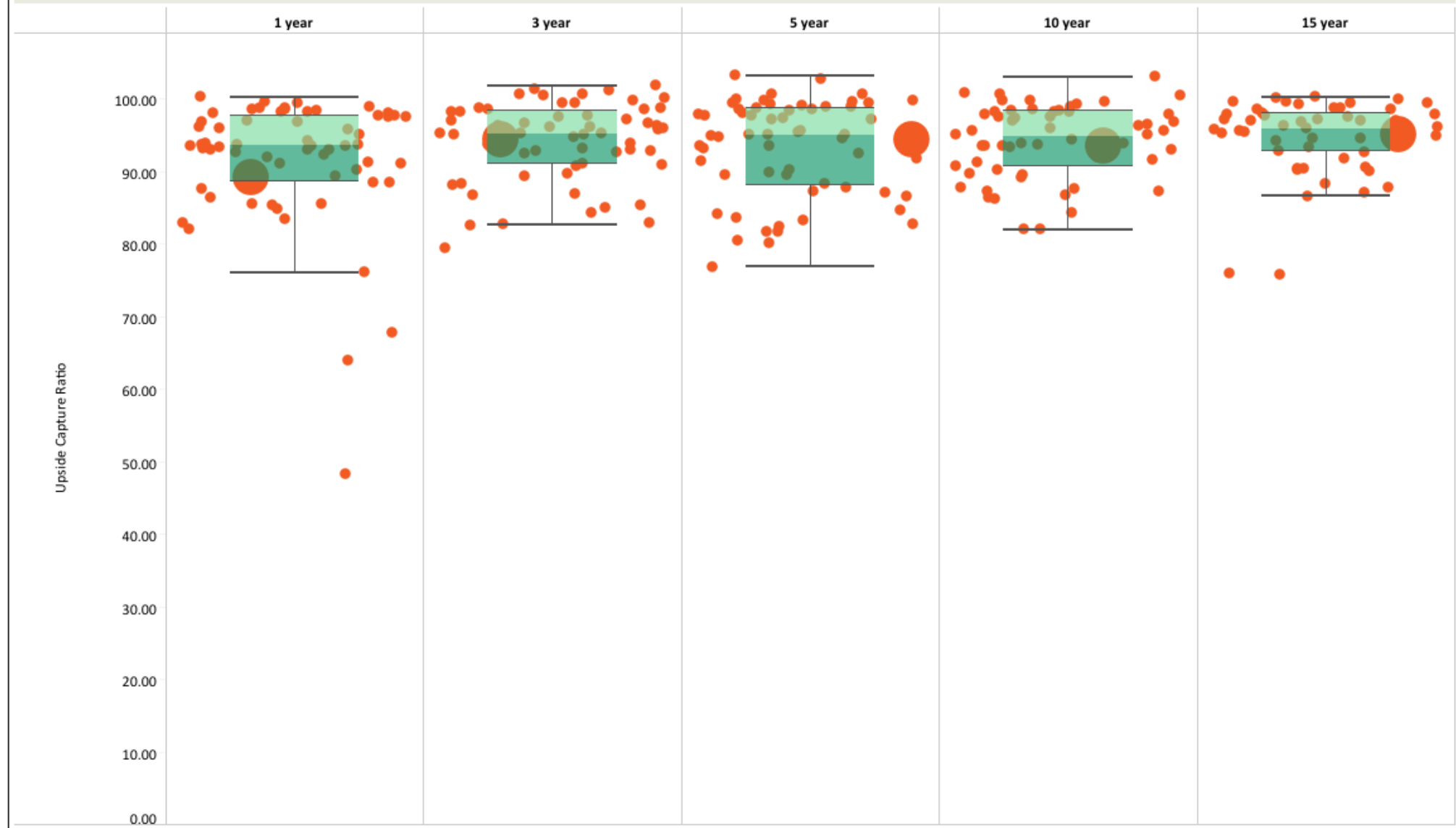
All

Highlighted Fund

Fiducian Property Securities

# Upside Capture Ratio of Fiducian Property Securities vs Peers

Peers are Australian funds that are available for sale. Benchmark used is S&P/ASX 300 A-REIT TR index. Returns are gross of fees.



## Statistics1

Upside Capture Ratio

## Measurement Period


All

## Highlighted Fund

Fiducian Property Securities

# Downside Capture Ratio of Fiducian Property Securities vs Peers

Peers are Australian funds that are available for sale. Benchmark used is S&P/ASX 300 A-REIT TR index. Returns are gross of fees.



## Statistics1

Downside Capture Ratio

## Measurement Period

All

## Highlighted Fund

Fiducian Property Securities

## About Foresight Analytics™

Foresight Analytics™ is a leading provider of quantitative investment research, analytics and consulting solutions to global investors, fund buyers and fund sellers. Using its innovative 360-degree framework and cloud-based technology, Foresight Analytics provides insight-based analytical and industry intelligence solutions to leading investment management companies, superannuation funds, third-party product distributors, family offices and endowment funds.

The material contained in this document is for general information purposes only. It is not intended as an offer or a solicitation for the purchase and/or sale of any security, derivative, index, or financial instrument, nor is it an advice or a recommendation to enter into any transaction. No allowance has been made for transaction costs or management fees, which would reduce investment performance. Actual results may differ from reported performance. Past performance is no guarantee for future performance.

This material is based on information that is considered to be reliable, but Foresight Analytics™ make this information available on an “as is” basis without a duty to update, make warranties, express or implied, regarding the accuracy of the information contained herein. The information contained in this material should not be acted upon without obtaining advice from a licensed professional. Errors may exist in data acquired from third party vendors, the construction of model portfolios, and in coding related to statistical tests.

## Disclaimer

Foresight Analytics™ disclaims any and all express or implied warranties, including, but not limited to, any warranties of merchantability, suitability or fitness for a particular purpose or use. This communication reflects our analysts' opinions as of the date of this communication and will not necessarily be updated as views or information change. All opinions expressed herein are subject to change without notice.